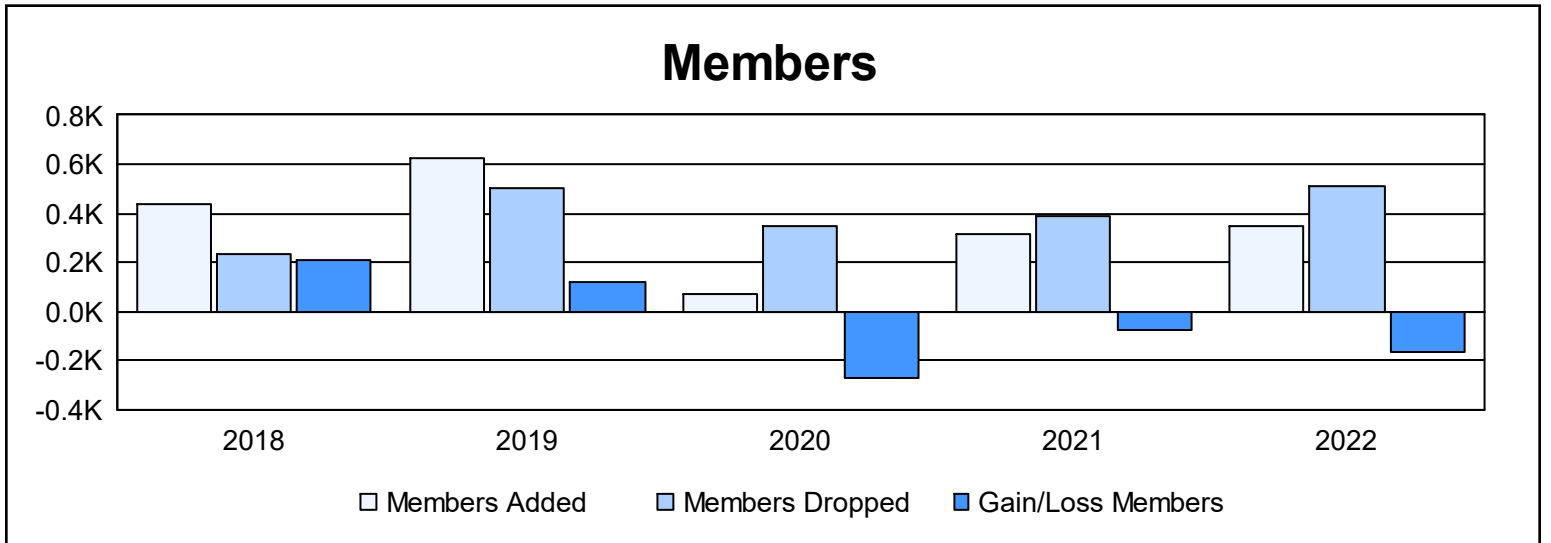
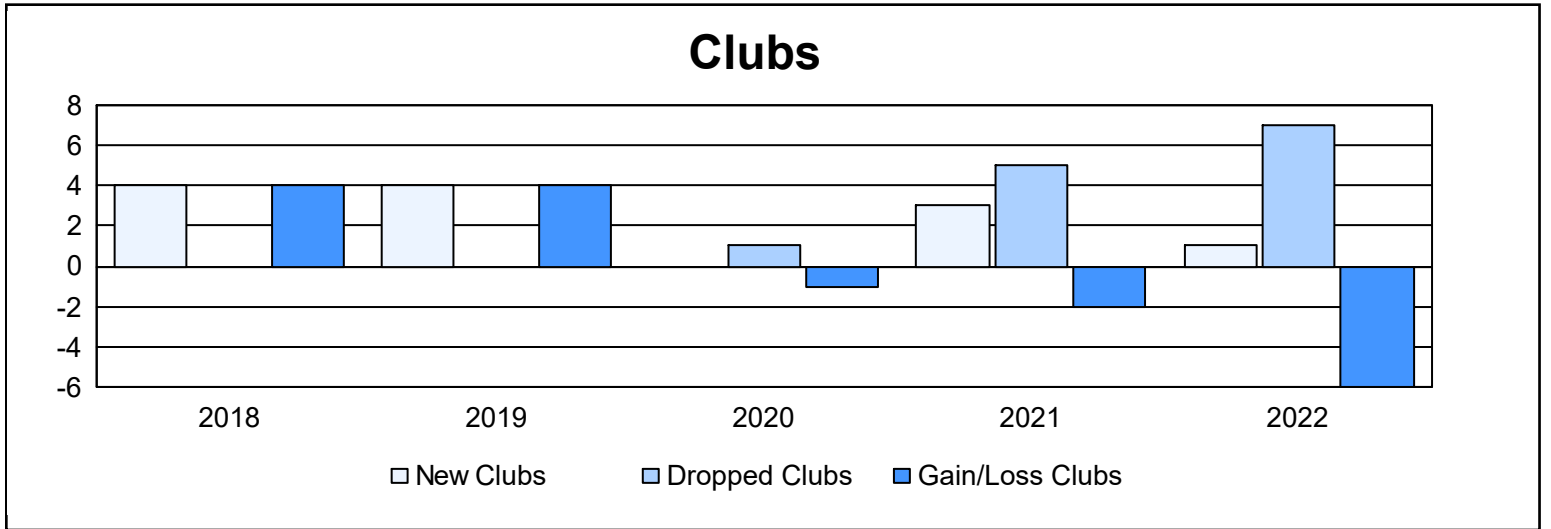
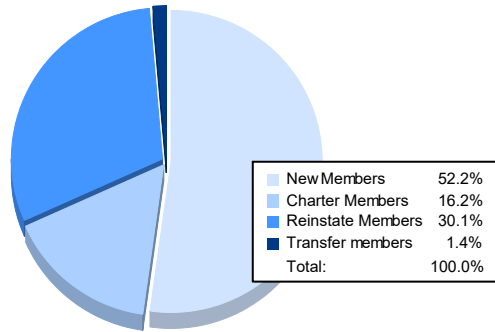


Year	New Clubs	Dropped Clubs	Gain/ Loss Clubs	New Members	Charter Members	Reinstate Members	Transfer Members	Total Member Added	Total Members Dropped	Gain/ Loss Members
2017-2018	4	0	4	315	106	6	12	439	230	209
2018-2019	4	0	4	317	166	134	5	622	501	121
2019-2020	0	1	-1	44	18	5	5	72	346	-274
2020-2021	3	5	-2	220	68	20	8	316	388	-72
2021-2022	1	7	-6	180	56	104	5	345	507	-162
<b>Average</b>	<b>2</b>	<b>3</b>	<b>0</b>	<b>215</b>	<b>83</b>	<b>54</b>	<b>7</b>	<b>359</b>	<b>394</b>	<b>-36</b>



### Membership Composition June 2022 Cumulative



### Gender Composition June 2022 Cumulative

